



Number	76819/01	Replaces	--
Issued	20-02-2013	Scope	2009/142/EC
Report number	120900853	Contract number	E 1490
PIN	0063CN3853		

EC TYPE EXAMINATION CERTIFICATE

Kiwa hereby declares that the **Convection Heaters**, types

**Global 60 XT BF, Global Corner M Links/Rechts,
Global Triple M**


manufactured by **Dru Verwarming B.V.**
Duiven, The Netherlands

meet the essential requirements as described in the
Directive 2009/142/EC relating to appliances burning gaseous fuels.

Appliance types : C11, C31, C91
Appliance categories : I2H, I2E+, I2E, I2ELL, I2L, I3P, II2L3P, II2H3P, II2E+3P

Countries:

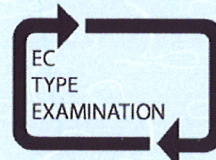
Austria	France	Lithuania	Slovenia
Belgium	Germany	Luxembourg	Spain
Bulgaria	Greece	Malta	Sweden
Bosnia and Herzegovina	Hungary	Netherlands, the	Switzerland
Croatia	Ireland	Norway	Turkey
Cyprus	Iceland	Poland	United Kingdom
Czech Republic	Italy	Portugal	
Denmark	Latvia	Romania	
Estonia	Liechtenstein	Slovakia	
Finland			



Bouke Meekma
Kiwa

kiwa
Approved

EC Directive



2009/142/EC

G A S T E C



0063

Kiwa Nederland B.V.
Wilmsdorf 50
P.O. Box 137
7300 AC APELDOORN
The Netherlands

www.1kiwa.com

G A S T E C



Certificate

Declaration

DECLARATION TO CERTIFICATE 776819/01


Kiwa Nederland BV. herewith declares that this appliance can be installed with the concentric flue system in aluminium / galvanised steel as mentioned in table 1.

Kiwa Nederland BV. herewith declares that this appliance can be installed with the concentric flue system in stainless steel as mentioned in table 2.

Kiwa Nederland BV. herewith declares that this appliance can be installed with an applicable stainless steel CE approved flexible flue liner or a flexible flue liner supplied by DRU for renovation purposes (C91).

Kiwa Nederland BV. herewith declares that this appliance can be installed with the DRU PowerVent system.

Kiwa Nederland B.V.



W.A. Buiter,
Certification Manager

TABLE 1
(Belongs to Declaration/Certificate 76819/01)

Description	150/100 Alu-galva	150/80 Alu-galva	300x100 Alu Galva (SMART®)
lva Ø150/80 to Ø100/60		24146	
lva Ø150/100 to Ø100/60	24147		
Ø150/80 1000mm		24035	
Ø150/80 1000mm, anthracite		24041	
Ø150/80 500mm, adjustable		24036	
Ø150/80 500mm, adjustable, anthracite		24042	
Ø150/80 telescopic 275-390mm		24037	
90° Ø150/80, ribbed		24033	
90° Ø150/80, smooth, anthracite		24044	
45° Ø150/80, set of 2 pieces		24034	
45° Ø150/80, smooth, anthracite, set of 2		24128	
lu-galva Ø150/80		24029	
l-galva Ø150/80		24094	
u-galva Ø150/80		24045	
Ø150/100 1000mm	24088		
Ø150/100 1000mm, anthracite	24112		
Ø150/100 500mm, adjustable	24089		
Ø150/100 500mm, adjustable, anthracite	24113		
Ø150/100 telescopic 275-390mm	24092		
90° Ø150/100, ribbed	24090		
90° Ø150/100, smooth, anthracite	24114		
45° Ø150/100, set of 2 pieces	24093		
45° Ø150/100, smooth, anthracite, set of 2	24127		
lu-galva Ø150/100 BD300	24086		
l-galva Ø150/100	24097		
u-galva Ø150/100	24087		
ra Ø150/80 L=270 for inspection purposes		24077	
Ø150/80 L=165 with two measuring points		24085	
ra Ø150/100 L=270 for inspection purposes	24129		
Ø150/100 L=160 with two measuring points	24098		
regular 310x100, 1000mm			22986
eight, rectangular 310x100 to Ø150/100			22987
l°, rectangular 310x100 to Ø150/100			22988

Dru Verwarming B.V. uses the concentric flue system without the blue gasket.

TABLE 2
(Belongs to Declaration/Certificate 76819/01)

Description	150/100 Stainless Steel	200/130 Stainless Steel
Reducer SST Ø150/100 to Ø100/60 Reducer SST Ø200/130 to Ø150/100	24147	62858
Pipe SST Ø150/100 1000mm Pipe SST Ø150/100 1000mm, anthracite Pipe SST Ø150/100 500mm, adjustable Pipe SST Ø150/100 500mm, adjustable, anthracite Pipe SST Ø150/100 telescopic 275-390mm Bend SST 90° Ø150/100, ribbed Bend SST 90° Ø150/100, smooth, anthracite Bend SST 45° Ø150/100, set of 2 pieces Bend SST 45° Ø150/100, smooth, anthracite, set of 2 pieces Bend SST 30° Ø150/100, ribbed Bend SST 15° Ø150/100, ribbed Roof terminal SST Ø150/100, BD300 Roof terminal SST Ø150/100, BD580 Chimney top SST Ø150/100 Wall terminal SST Ø150/100	24102 62863 24103 62864 24104 24105 62865 24106 62866 24136 24135 24107 62862 24108 24109	
Pipe SST Ø200/130 1000mm Pipe SST Ø200/130 500mm, adjustable Bend SST 90° Ø200/130, ribbed Bend SST 45° Ø200/130, per piece Wall terminal SST Ø200/130		62851 62852 62853 62854 62855
T-piece SS Ø200/130 L=355 for inspection with sampling points Pipe SS Ø200/130 L=160 with two measuring points		62856 62857
T-piece SS Ø150/100 L=270 for inspection with sampling points Pipe SS Ø150/100 L=160 with two measuring points Inspection elbow SS 90° Ø150/100		62859 62860 62861