



Number	91251/01	Replaces	--
Issued	18-02-2016	Scope	2009/142/EC (30-11-2009)
Report number	141002296	Contract number	E 1490
PIN	0063CO3296		

## EC TYPE EXAMINATION CERTIFICATE (GAD)

Kiwa hereby declares that the **Convection Heaters**, types  
**Global 100 BF – 03 RCE (PN14031),**  
**Global 120 BF RCE (PN14032),**  
**Global 100 BF Corner L RCE, Global 100 BF Corner R RCE**  
**and Global 100 BF Triple RCE (PN14033),**  
**Global 120 BF Corner L RCE, Global 120 BF Corner R RCE**  
**and Global 120 BF Triple RCE (PN14034)**


manufactured by

**Dru Verwarming B.V.**  
**Duiven, The Netherlands**

meet the essential requirements as described in the  
**Directive 2009/142/EC relating to appliances burning gaseous fuels.**

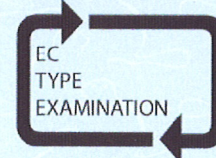
Appliance types : C11; C31; C91  
 Appliance categories : I2H, I2E, I2E+, I2L, I2ELL, I2EK, I3P  
 Countries:

Austria	Estonia	Latvia	Romania
Belgium	Finland	Liechtenstein	Slovakia
Bosnia and Herzegovina	France	Lithuania	Slovenia
Bulgaria	Germany	Luxembourg	Spain
Croatia	Greece	Malta	Sweden
Cyprus	Hungary	Netherlands, the	Switzerland
Czech Republic	Ireland	Norway	Turkey
Denmark	Iceland	Poland	United Kingdom
	Italy	Portugal	

  
 Luc Leroy  
 Kiwa

**kiwa**  
 Approved

EC Directive



2009/142/EC

G A S T E C



0063

Certificate



# Declaration

## DECLARATION TO CERTIFICATE 91251/01


Kiwa Nederland BV. herewith declares that this appliance can be installed with the concentric flue system in aluminium / galvanized steel with the applicable dimensions as mentioned in table 1.

Kiwa Nederland BV. herewith declares that this appliance can be installed with the concentric flue system in stainless steel with the applicable dimensions as mentioned in table 2.

Kiwa Nederland BV. herewith declares that this appliance can be installed with an applicable stainless steel CE approved flexible flue liner or a flexible flue liner supplied by DRU for renovation purposes (C91).

Kiwa Nederland BV. herewith declares that this appliance can be installed with the DRU PowerVent system.

Kiwa Nederland B.V.



W.A. Buiter,  
Certification Manager

**TABLE 1**  
**(Belongs to Declaration/Certificate 91251/01)**

Description	150/100 alu-galva	150/80 alu-galva	100/60 alu-galva	300x100 stainless- galva (SMART®)
Reducer alu-galva Ø150/80 to Ø100/60			24146	
Reducer alu-galva Ø150/100 to Ø100/60			24147	
Reducer alu-galva Ø200/130 to Ø150/100	24170			
Pipe alu-galva Ø100/60 2000mm			24176	
Pipe alu-galva Ø100/60 2000mm, anthracite			24177	
Pipe alu-galva Ø100/60 1000mm			24148	
Pipe alu-galva Ø100/60 1000mm, anthracite			24149	
Pipe alu-galva Ø100/60 500mm, adjustable			24150	
Pipe alu-galva Ø100/60 500mm, adjustable, anthracite			24151	
Pipe alu-galva Ø100/60 telescopic 325-440mm			24152	
Bend alu-galva 90° Ø100/60, smooth			24153	
Bend alu-galva 90° Ø100/60, smooth, anthracite			24154	
Bend alu-galva 45° Ø100/60, smooth			24155	
Roof terminal alu-galva Ø100/60 BD300			24156	
Roof terminal alu-galva Ø100/60 BD580			24157	
Wall terminal alu-galva Ø100/60			24158	
T-piece alu-galva Ø100/60 L=260 for inspection purposes			24164	
Pipe alu-galva Ø100/60 L=165 with two measuring points			24165	
Pipe alu-galva Ø150/80 1000mm		24035		
Pipe alu-galva Ø150/80 1000mm, anthracite		24041		
Pipe alu-galva Ø150/80 500mm, adjustable		24036		
Pipe alu-galva Ø150/80 500mm, adjustable, anthracite		24042		
Pipe alu-galva Ø150/80 telescopic 275-390mm		24037		
Bend alu-galva 90° Ø150/80, ribbed		24033		
Bend alu-galva 90° Ø150/80, smooth, anthracite		24044		
Bend alu-galva 45° Ø150/80, set of 2 pieces		24034		
Bend alu-galva 45° Ø150/80, smooth, anthracite, set of 2 pieces		24128		
Roof terminal alu-galva Ø150/80		24029		
Chimney top alu-galva Ø150/80		24094		
Wall terminal alu-galva Ø150/80		24045		
T-piece alu-galva Ø150/80 L=270 for inspection purposes		24077		
Pipe alu-galva Ø150/80 L=165 with two measuring points		24085		
Pipe alu-galva Ø150/100 1000mm	24088			
Pipe alu-galva Ø150/100 1000mm, anthracite	24112			
Pipe alu-galva Ø150/100 500mm, adjustable	24089			
Pipe alu-galva Ø150/100 500mm, adjustable, anthracite	24113			
Pipe alu-galva Ø150/100 telescopic 275-390mm	24092			
Bend alu-galva 90° Ø150/100, ribbed	24090			

Bend alu-galva 90° Ø150/100, smooth, anthracite	24114			
Bend alu-galva 45° Ø150/100, set of 2 pieces	24093			
Bend alu-galva 45° Ø150/100, smooth, anthracite, set of 2 pieces	24127			
Roof terminal alu-galva Ø150/100 BD300	24086			
Chimney top alu-galva Ø150/100	24097			
Wall terminal alu-galva Ø150/100	24087			
T-piece alu-galva Ø150/100 L=270 for inspection purposes	24129			
Pipe alu-galva Ø150/100 L=160 with two measuring points	24098			
Flue duct rectangular 310x100, 1000mm				22986
Flue adapter straight, rectangular 310x100 to Ø150/100				22987
Flue adapter 90°, rectangular 310x100 to Ø150/100				22988

Dru Verwarming B.V. uses the concentric flue system without the blue sealing rings.  
If an appliance is installed with the DRU PowerVent system, the concentric alu-galva flue system has to be used with red sealing rings.